



Key features

- 103 dB SPL 1W/1m average sensitivity
- 75mm interleaved sandwich voice coil (ISV)
- 400 W continuous pink noise power handling
- Neodymium motor assembly
- A.I.C. (active impedance control)
- Extremely high sound quality
- Very shallow profile, 90 mm (3,5 in)
- Humidity resistant

GENERAL SPECIFICATIONS

NOMINAL DIAMETER	260mm	(10 in)
RATED IMPEDANCE	8 ohms	
CONTINUOUS PINK NOISE	400 W	(1)
CONT. POWER	300 W	(2)
PROGRAM POWER	600 W	(3)
PEAK POWER	1200 W	(4)
SENSITIVITY	103 dB	(5)
FREQUENCY RANGE	100 ÷ 6100 Hz	(6)
POWER COMPRESSION		(7)
@-10 dB (30 W)	0,5 dB	
@-3 dB (150 W)	1,5 dB	
@FULL POWER (300 W)	2,1 dB	
MAX RECOMMENDED FREQUENCY	4000 Hz	
RECOMM.ENCLOSURE VOLUME	4 - 15 lt.	(0,14 - 0,53 cuft)
MINIMUM IMPEDANCE	6,5 ohms at 25 deg.	
MAX EXCURSION PEAK TO PEAK	13mm	(0,51 in)
VOICE COIL DIAMETER	75 mm	(2,95 in)
VOICE COIL WINDING MATERIAL	aluminum	

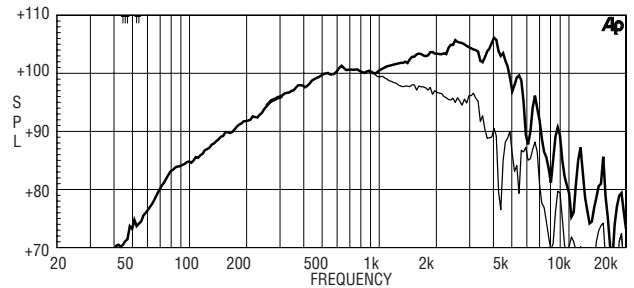
THIELE-SMALL PARAMETERS (8)

Fs	89 Hz	
Re	5,5 ohms	
Sd	0,035 sq.mt.	(54,25 sq.in.)
Qms	7,10	
Qes	0,24	
Qts	0,23	
Vas	18 lt.	(0,64 cuft)
Mms	30 gr.	(0,07 lb)
BL	20,3 Tm	
Linear Mathematical Xmax	±2,5 mm	(± 0,10 in) (9)
Le (1kHz)	0,06 mH	
Ref. Efficiency		
dB / 1W / 1m (half space)	98 dB	

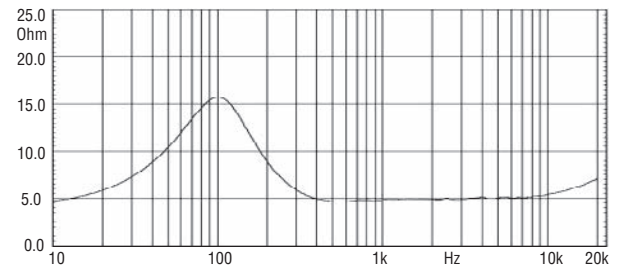
MOUNTING INFORMATION

Overall diameter	260 mm	(10,24 in)
N. of mounting holes and bolt	4 on diam. 275 mm	(4 on 10,83 cuft)
circle diameter	8 on diam. 244,5mm	(8 on 9,63 cuft)
Mounting holes diameter	7,15 mm	(0,28 in)
Front mount baffle		
cutout diameter	232 mm	(9,13 in)
Rear mount baffle		
cutout diameter	232 mm	(9,13 in)
Flange and gasket thickness	14 mm	(0,55 in)
Total depth	90 mm	(3,54 in)
Net weight	3,2 kg	(7,06 lb)
Shipping weight	3,57 kg	(7,88 lb)
CardBoard packing	275 x 275 x 164 mm	
dimensions	(10,83 x 10,83 x 6,46 in)	

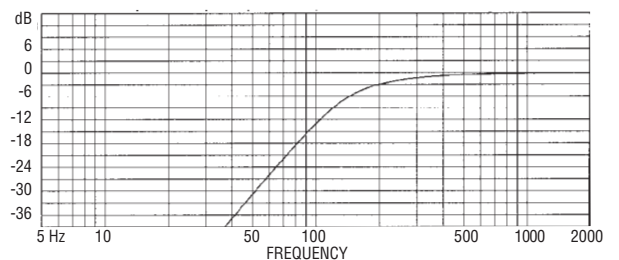
FREQUENCY RESPONSE CURVE OF 10ND610 MADE ON 30 Lt. CLOSED ENCLOSURE IN FREE FIELD (4pi) ENVIRONMENT. ENCLOSURE CLOSE THE REAR OF THE DRIVER . THE THIN LINE REPRESENTS 45 DEG. OFF AXIS FREQUENCY RESPONSE



FREE AIR IMPEDANCE MAGNITUDE CURVE



NORMALIZED AMPLITUDE RESPONSE (dB/Hz)



Box Parameters

Custom Vented Box

Vb	= 4,00 Lt.	Fill	= normal
Fb	= 120 Hz	Dv	= 6,00 cm
QL	= 7.0	Lv	= 8,77 cm

(1) AES standard

(2) Continuous power rating is measured in 30 lit. closed enclosure using a 100 -3000Hz band limited pink noise test signal applied continuously for 2 hours.

(3) "Program power rating is measured as for "2" above but 50% duty cycle."

(4) The peak power rating is based on a 6dB crest factor above the continuous power rating and represents the maximum permitted instantaneous peak power level over a maximum period of 10ms which will be withstood by the loudspeaker without damage.

(5) Sensitivity represents the averaged value of acoustic output as measured on the forward central axis of cone , at distance 1m from the baffle panel, when connected to 2,83 V sine wave test signal swept

between 500Hz and 2500Hz with the test specimen mounted in the same enclosure as given for 2 above.

(6) Frequency range is given as the band of frequencies delineated by the lower and upper limits where the output level drops by 10 dB below the rated sensitivity in half space environment.

(7) Power compression represents the loss of sensitivity for the specified power, measured from 100-1000 Hz, after a 5 min pink noise preconditioning test at the specified power.

(8) Thiele - small parameters are measured after the test specimen has been conditioned by 400 W AES power and represent the expected long term parameters after ashort period of use .

(9) Linear Mat. Xmax is calculated as: (Hvc/Hg)/2 + Hg/4 where Hvc is the coil depth and Hg is gap depth.